

How to Register for On-Demand Modules



1


Follow a link to an On-Demand Module via our:
Website - SanfordInspireProgram.org/resources
Curriculum Resource Catalog - bit.ly/sipresources
Or the Professional Learning Library - pll.asu.edu

Compatible browsers:



2

This is the course listing page. Under *Registrations*, click **Sign In**. If you are already signed in, click **Register Now** (proceed to step 5).




3

Log in with your ASURITE ID, your PLL account, or create a PLL account.

4

After logging in, you will return to the course listing page. Click **Register Now**.

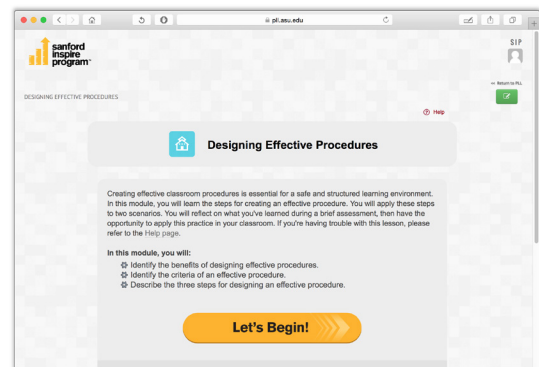


5

On the next page, click **Continue to Next Step** to complete registration.

6

You have arrived at the lesson home page for the On-Demand Module, ready to begin!



To access a certificate/review a completed module: On pll.asu.edu/p/mypll, click *My Professional Development*, then *My Certificates*.

To return to a module in progress: On pll.asu.edu/p/mypll, click *My Professional Development*, then *My Enrollments*.